

A photograph of a rooftop garden. In the foreground, there are various green plants, including leafy greens and tall grasses. A wooden frame structure with a glass cover is visible, likely a cold frame or a small greenhouse. The background shows a cityscape with various buildings, including a prominent one with a clock tower, and hills in the distance under a clear sky. The text "Emissions Report 2022" is overlaid in white on the image.

Emissions Report 2022

Our Climate Goals

To guide our environmental commitment, we have set a target to become carbon neutral in our own operations by 2030. This means that we want to reach net-zero greenhouse gas emissions in Scope 1 and 2. We also aim to reduce the greenhouse gas emissions throughout our supply chain (Scope 3) by 50% the same year, compared to 2019.

To achieve our goals, we first need to understand where our greenhouse gas emissions come from. This is why we complete a greenhouse gas emissions inventory annually. This report is a summary of the 2022 emissions inventory.




What are Scope 1, 2, and 3 emissions?

To measure our emissions, we use a widely recognized accounting tool called The Greenhouse Gas Protocol: A Corporate Accounting and Reporting Standard, developed by the World Resources Institute and World Business Council for Sustainable Development. This tool helps us calculate and report our emissions in a consistent and transparent way, making it easier to compare our performance with other organizations. By tracking our emissions over time, we can identify areas for emission reductions and share our progress in our annual report.

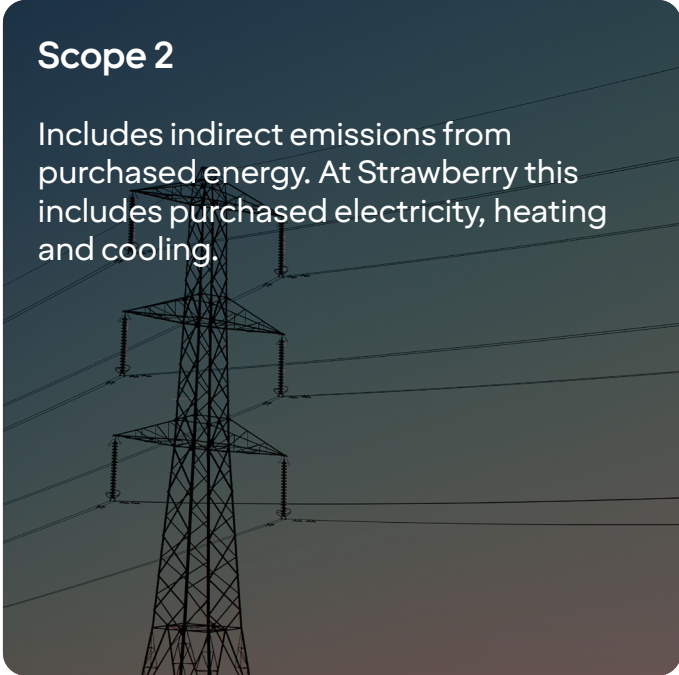
Throughout this report, we refer to Scope 1, 2 and 3 emissions. Each of these scopes represents a different category of greenhouse gas emissions and are defined in the GHG Protocol as:

Scope 1



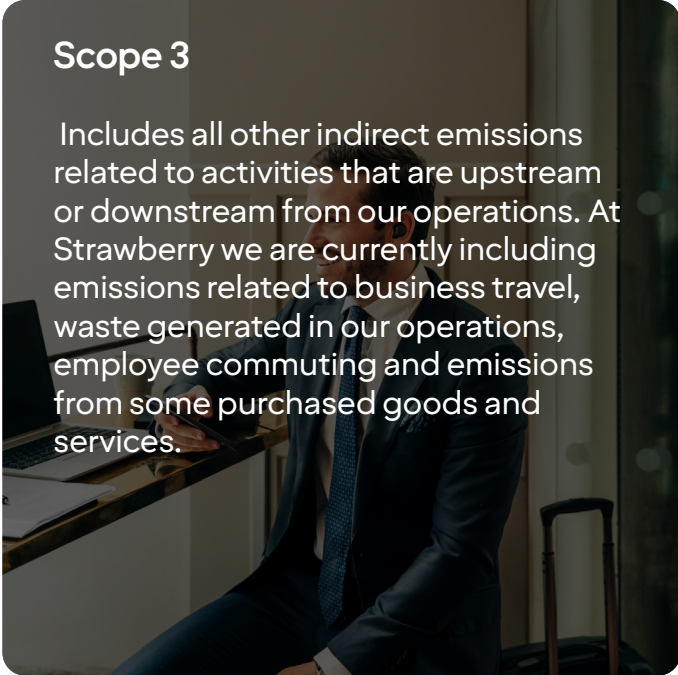
Includes direct emissions (i.e. emissions released into the atmosphere at our hotels and offices) from sources that are controlled by the reporting company. At Strawberry, this includes gas used for heating and food preparation, refrigerant leakages and fuels used by vehicles and machinery owned or controlled by Strawberry.

Scope 2



Includes indirect emissions from purchased energy. At Strawberry this includes purchased electricity, heating and cooling.

Scope 3



Includes all other indirect emissions related to activities that are upstream or downstream from our operations. At Strawberry we are currently including emissions related to business travel, waste generated in our operations, employee commuting and emissions from some purchased goods and services.

2019 was the first time Strawberry reported on its greenhouse gas emissions. Over the years, we have refined the data collection process with improved data coverage and quality as a result.

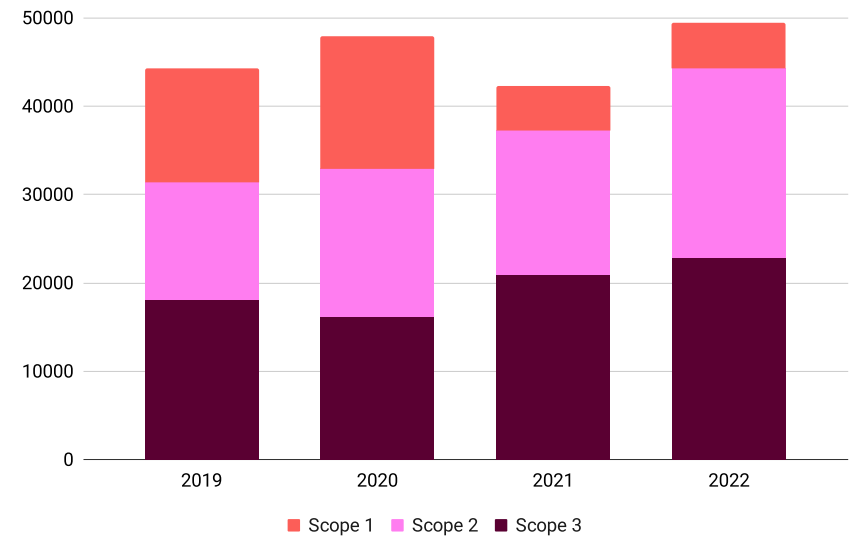
Scope 1	2019	2020	2021	2022
Gas (heating & kitchens)	1,286	506	516	1,669
Refrigerants	11,337	13,964	4,245	3,246
Fuels vehicles and machinery	309	533	185	238

Scope 2	2019	2020	2021	2022
Electricity	6,788	10,814	9,499	9,737
District heating	6,122	5,589	6,414	11,519
District cooling	279	330	379	202

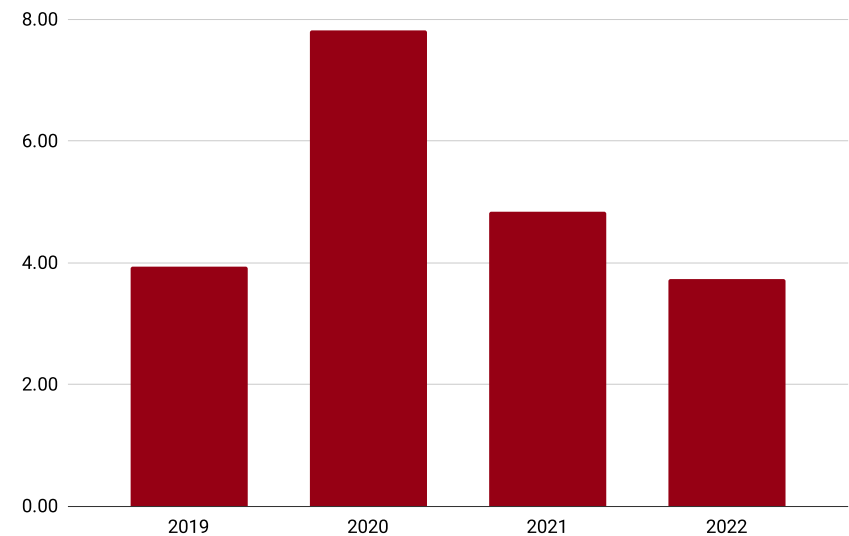
Scope 3	2019	2020	2021	2022
Mixed municipal waste	121	5,639	5,448	2,359
Food waste				260
Staff commute	4,806	4,806	4,806	4,806
Business travels	1,482	233	254	1,270
Laundry (outsourced)	4,375	2,566	2,566	5,693
Scope 1&2 residual emissions	2,650	2,891	3,187	2,946
Technical equipment	4,741	4,741	4,741	5,494

Calculations and KPI's	2019	2020	2021	2022
Total tonCO2e	44,296	52,612	42,240	49,482
kgCO2e per guestnight	3.94	7.82	4.84	3.73
Number of Hotels	205	202	215	222

Total CO2e emissions in ton



CO2e emissions per guest night in kg



Appendix A: Greenhouse gas emissions boundary

Strawberry defines its organizational boundaries using the Operational Control Approach, as defined by the Greenhouse Gas Protocol. A company has operational control over an operation if it has the full authority to introduce and implement its sustainability policies. To fully understand our emissions, we are including all hotels that operate under the Strawberry umbrella, regardless of whether they are franchise hotels or not.

To determine the operational boundaries, Strawberry has identified direct and indirect emissions associated with our operations and categorized them into the three scopes defined by the Greenhouse Gas Protocol.

Scope 1 and 2 GHG emissions boundary

Strawberry targets to include all of our Scope 1 and 2 emissions. At this point, franchise hotels are included in Scope 1 and 2 even though we do not have full operational control at these hotels. Franchise hotels represent 32% of the total Scope 1 and 2 emissions.

The following sources of emissions were excluded and are estimated to constitute less than 5% of our total Scope 1 & 2 emissions:

- Wood for heating: Some hotels have fireplaces. Main purpose is to create a cozy atmosphere rather than for heating.

Scope 3 GHG emissions boundary

At the moment, Strawberry tracks only a portion of our Scope 3 emissions. Even though we pride ourselves in including more emissions categories than our competitors, we know that we have some way to go to understand our full Scope 3 emissions.

To improve the data coverage related to Scope 3 emissions, our next step is to conduct a screening-level assessment, which will help us identify the material emission categories within Scope 3. Once we understand which emissions are most significant, we will work with our supply chain partners to improve the quality of the data we collect.

As we improve data quality related to Scope 3 emissions, our emissions baseline may change. If necessary, we will adjust our base year emissions in accordance with the reporting requirements of the GHG Protocol.

Appendix B: Emission factors

The latest emission factors available at the time of the annual inventory compilation are used. Historical emission factors will not be adjusted unless new emission factors representing a significant methodology change become available. Where current year emission factors are not available, factors from the most recent available year are used.

Scope 2: Market-based vs location-based method

As per the GHG Protocol, two methods for calculating scope 2 emissions shall be used, a location-based method and a market-based method. We calculate our emissions using both methods and make both numbers available. The location-based method considers the average emission factors of the grid where the energy consumption occurs.

The market-based method reflects the GHG emissions associated with the choices a consumer makes regarding its energy supplier or product, for example purchasing 100% renewable energy. Market-based emission factors are based on contractual agreements such as energy attribute certificates (Guarantees of Origin) or supplier-specific information. Where no contractual agreements are in place, other default emission factors representing the untracked or unclaimed energy and emissions (termed the “residual mix”) are used.

Emissions related to the production of electricity, district heating and district cooling are reported as Scope 2, while other emissions related to other parts of the energy source’s life cycle are reported as Scope 3.

Energy Source	Market-based method	Location-based Method
Electricity	For electricity consumption with Guarantees of Origins (GO), the Scope 2 emissions are calculated as zero. For electricity consumption without GO the emissions are calculated based on supplier-specific emission factors related to remaining sales after all renewable energy has been excluded. If this factor is not available, the emissions factor for the “Nordic Residual Mix” is used. The residual mix represents the share of electricity supply for which the energy source is not proven through Guarantees of Origin.	To calculate the location-based emissions, the average emission factor for each country is being used.
District heating	For district heating, supplier-specific emission factors are primarily used, and secondarily a country-specific average for hotels where supplier-specific factors are not available.	To calculate the location-based emissions, the average emission factor for each country is being used.
District Cooling	For district heating, supplier-specific emission factors are primarily used, and secondarily a country-specific average for hotels where supplier-specific factors are not available.	To calculate the location-based emissions, the average emission factor for each country is being used.